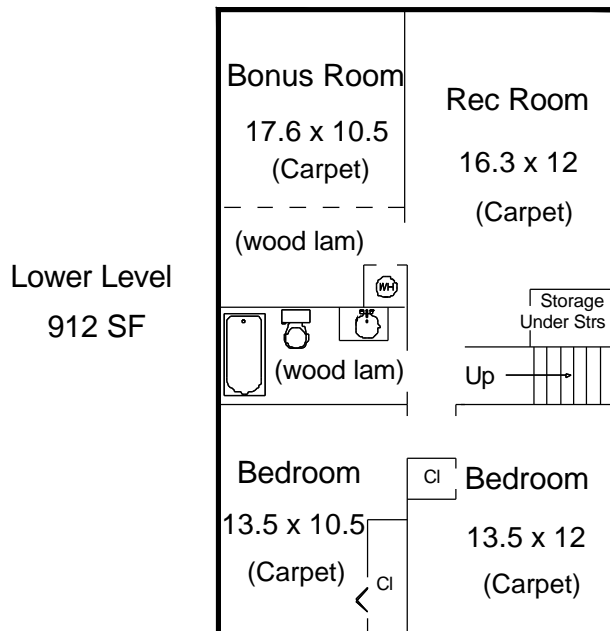
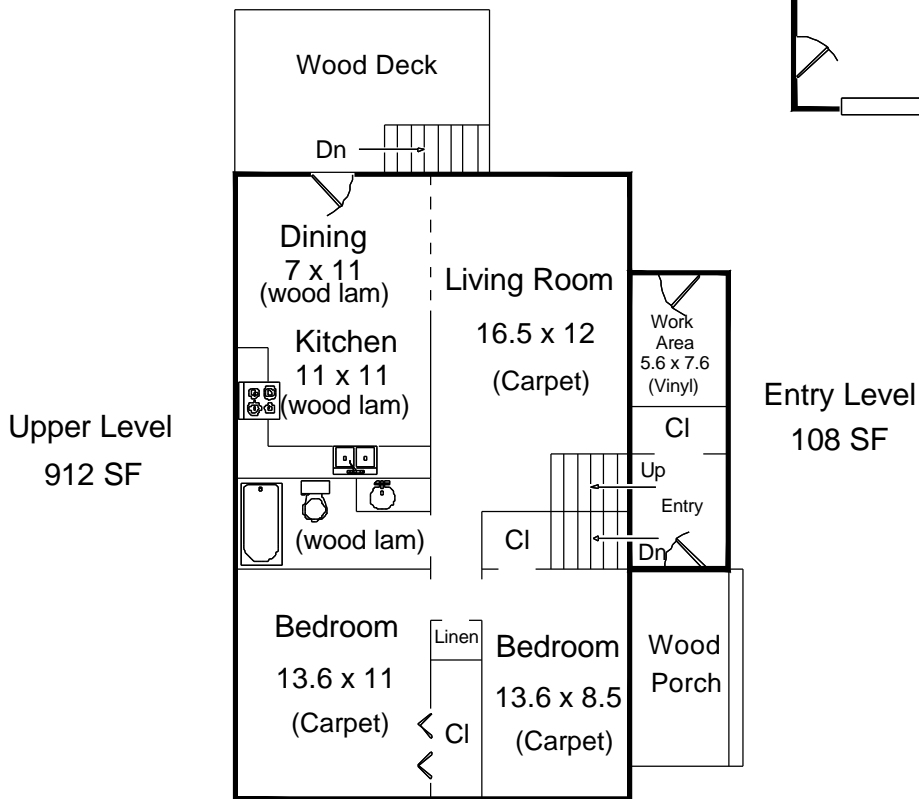
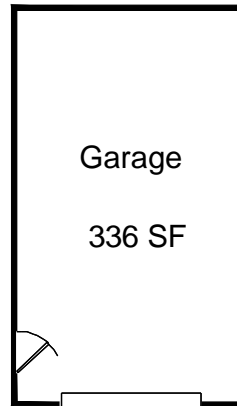


FLOORPLAN

Borrower:	File No.: bl12121stStM
Property Address: 7853 1st Street	Case No.:
City: Wellington	State: CO
Lender: Agent: Wynn Washle	Zip: 80549

Total SF: 1932
 Total Finished SF: 1932
 Finished w/o Bsmnt: 1932
 Basement SF: 0

Scope of Work is defined and included with this sketch



Appraisal Dimensions, LLC
 www.appraisaldimensions.com
 Catherine T. Miles, CRA
 Bob Loner
 December 10, 2012

FLOORPLAN

Borrower:	File No.: bl12121stStM
Property Address: 7853 1st Street	Case No.:
City: Wellington	State: CO Zip: 80549
Lender: Agent: Wynn Washle	

AREA CALCULATIONS SUMMARY			
Code	Description	Net Size	Net Totals
GLA1	Upper Level	912.0	
	Lower Level	912.0	
	Entry Level	108.0	1932.0
GAR	Garage	336.0	336.0
Net LIVABLE Area		(Rounded)	1932

LIVING AREA BREAKDOWN		
Breakdown		Subtotals
Upper Level		
24.0 x 38.0		912.0
Lower Level		
24.0 x 38.0		912.0
Entry Level		
6.0 x 18.0		108.0
3 Items		(Rounded) 1932

Upper Level	GLA1
24.0 x 38.0 = 912.0	
Area total (Rounded) = 912	

Lower Level	GLA1
24.0 x 38.0 = 912.0	
Area total (Rounded) = 912	

Garage	GAR
14.0 x 24.0 = 336.0	
Area total (Rounded) = 336	

Entry Level	GLA1
6.0 x 18.0 = 108.0	
Area total (Rounded) = 108	

Agent: Wynn Washle
Office: Mulberry

File Number: b112121stStM

SCOPE OF WORK:

In accordance with your request, I have measured the following home and provided a sketch of the floor plan. Square footage is taken from outside measurements as per ANSI (American National Standards Institute) guidelines which are the guidelines to which HUD refers, with the exception of below grade finished areas. In this case we follow local custom which is to include the garden level in tri-levels in finished above grade square footage.

7853 1st Street
Wellington, CO 80549

Homes where outside measurements are inaccessible, inside measurements are used & an additional .5' is added for the outside wall. In rooms with sloping ceilings, the area measured is from where the ceiling is at least 5' high. Rms that are not square or rectangular, measurements are taken from the longest points in most cases. Attached dwellings are measured from the centerline between units where appropriate. Condos are measured from interior walls. Bedrooms are measured excluding closets. Kitchens are measured wall to wall & include the nook if applicable.

December 10, 2012

All totals are estimates based on exterior dimensions. It is not unusual for 2 different appraisers to arrive at slightly different totals.

Bob Loner
Appraisal Dimensions, LLC
970-231-2222 (Cell) 866-332-0043 (Fax)

THANK YOU FOR YOUR BUSINESS